


Xenon Wall Light

Xenon Wall Light by Magic Lite Ltd. provides a safe, attractive and affordable way to light interior and exterior steps, aisles, halls, paths, patios and entrance ways.



Recess or Wall Mount

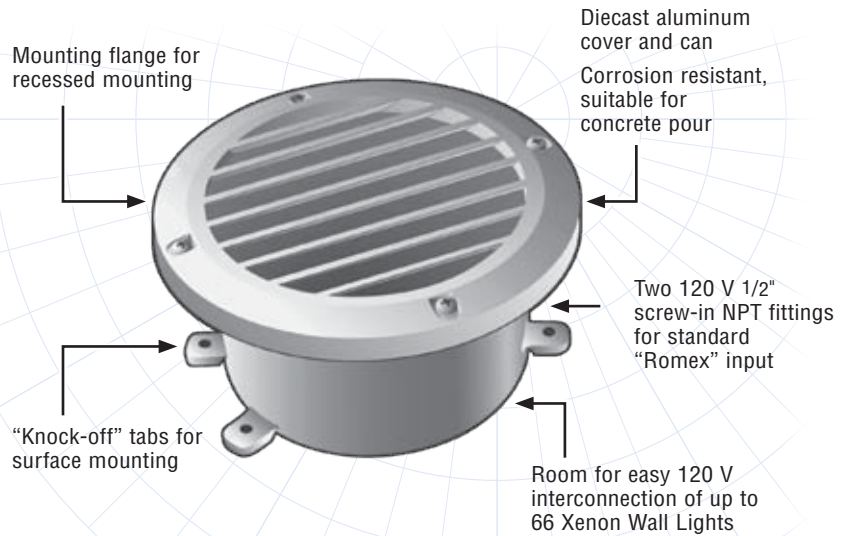


Xenon Wall Light (XWL) comes with an 18 watt xenon lamp. Both the cover and the can of the Xenon Wall Light are constructed of die cast aluminum for corrosion protection and strength. The XWL is suitable for both interior and exterior applications and comes with integral 12 volt transformer and housing for easy installation. Our concrete cap accessory makes concrete pour installations fast and easy.

There are three decorative covers to choose from: Louvre, Scoop or Prism. Each cover is available in White, Black, Brushed Aluminum or Bronze.

Features

- ✓ Xenon lamps burn significantly cooler than halogen
- ✓ Brighter than fluorescent
- ✓ Four times the lamp life, at half the replacement cost of 120 V halogen
- ✓ No harmful UV rays
- ✓ Safe low pressure bulbs
- ✓ Dimmable
- ✓ cUL listed for wet and IC locations

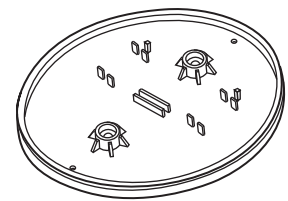
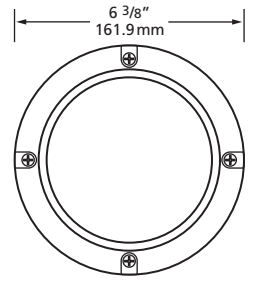
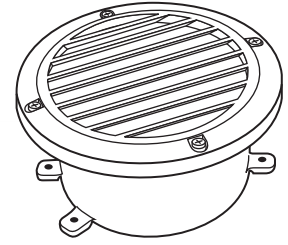
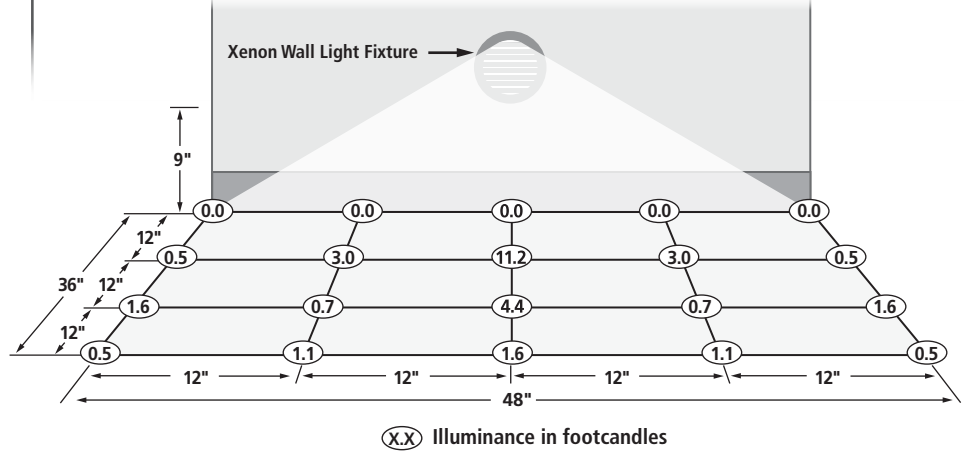


Applications

- Interior stairs
 - exterior stairs
 - Aisles
 - Hallways
 - Paths
 - Patios & Decks
 - Emergency lighting
 - Theatres
 - Public areas
- Anywhere that requires security or safety lighting in an aesthetically pleasing manner!

Xenon Wall Light

Floor Photometrics Data



Concrete cap for concrete pour installations
Product Code: WL-CC

†IMPORTANT: It is recommended that you use Magic Lite's Concrete Cap for concrete pour installations. These caps assist in providing a proper reveal for flush mount of fixture cover after concrete is dry.

Specifications

Input Voltage	120V AC
Power Consumption	18 Watts
Average Lamp Life	10,000 hours
Colour Temperature	2750K
Cover Finish	Powder Coated White, Bronze, Brushed Aluminum, Black
Can Finish	Powder Coated White
Construction	Cover and can cast aluminum
Lens	Frosted Tempered Glass
Wiring Options	120V AC hardwire – can be daisy chained up to 66 fixtures per 15A circuit
Agency Approval	cUL listed for wet and IC locations.

Dimensions (W x D)

Cover Type	Cover	Can with surface mounting tabs	Can with surface mounting tabs removed
Scoop	6.375" x 1.5" (162mm x 38.1mm)	6.25" x 3" (159mm x 76.2mm)	4.875" x 3" (124mm x 76.2mm)
Prism	6.375" x 0.625" (162mm x 16mm)	6.25" x 3" (159mm x 76.2mm)	4.875" x 3" (124mm x 76.2mm)
Louvre	6.375" x 0.75" (162mm x 19mm)	6.25" x 3" (159mm x 76.2mm)	4.875" x 3" (124mm x 76.2mm)

Cover Types and Finish



Product Codes

